

WIGHTLINK GUIDES

To cater for the differing tastes of Island visitors, Wightlink has produced a range of themed booklets and online guides. These include:



Wight History Trail: A 33-stop trail around the living history of the Isle of Wight, from pre-history to the modern era, focusing upon the best known attractions but also contrasting this with quirky folklore about the Island.

Wight Taste Trail: A food and drink route across the Island, packed with local food champions. There are 18 stops which demonstrate why the Isle of Wight is one of the UK's leading regional food centres.

Eat Wight: A collection of highly imaginative recipes created by Island chefs and food specialists, using seasonal produce found on the Wight Taste Trail.

Rare Plant Trail: A route around the Island to spotlight 20 of the most noteworthy plants in garden collections, nature reserves and out in the wild.

Green Getaways: A guide to green accommodation in rural locations on the Isle of Wight, featuring a selection of hand-picked individual properties. Choose from character hotels and B&Bs, luxurious self-catering barns and back-to-nature camping, including Mongolian-style yurts.

Footloose: A curtain raiser to the many and varied attractions available to those exploring the Isle of Wight on foot - whatever your interest.

For a **free copy** of these and any of our publications, call **0871 376 1000***. Alternatively, you can view or download these from our website at wightlink.co.uk/guides

For information on Short Stays visit wightlink.co.uk/themedbreaks



WIGHT FOOT FORWARD

Wherever you're travelling from, Wightlink has some great ticket deals for foot passengers and each package combines cross-Solent travel with Island transport.

Wight Rover: Day return travel from Portsmouth Harbour to Ryde Pier Head or Lymington to Yarmouth and unlimited Bus Rover travel for the day on Southern Vectis buses.

From Portsmouth Harbour (includes Island Line train from Ryde Pier Head to Ryde Esplanade):

Adult £20.00, Child £10.00, Family £40.00
(2 adults and up to 3 children).

From Lymington: **Adult £18.00, Child £9.00, Family £36.00** (2 adults and up to 3 children).

Steam Liner: Combining day return catamaran travel from Portsmouth Harbour to Ryde Pier Head and unlimited travel on Island Line trains with a ticket for the award-winning Isle of Wight Steam Railway. **Adult £20.00, Child £10.00** – supplements may apply for Special Events at the IOW Steam Railway.

Island Express: Day return catamaran travel from Portsmouth Harbour to Ryde Pier Head and unlimited Day Rover travel on Island Line. **Adult £15.50, Child £7.75, Family £35.00** (2 adults and up to 3 children).

Triplelink Packages: There are two Triplelink tickets to choose from, combining Stagecoach bus travel on services serving Portsmouth, day return catamaran crossing from Portsmouth Harbour to Ryde Pier Head and Train Rover travel. Prices from **£13.00** for adults and **£6.50** for children. Triplelink tickets are only valid on day of purchase and must be purchased from the Stagecoach driver. Visit stagecoachbus.com/south

Wight World

Great Days Out on the Isle of Wight



Day return ferry travel & entrance to an attraction from

£39.60

Car + 4

CALL TO BOOK [0871 376 1000*](tel:08713761000)
wightlink.co.uk/daysout

FSC
LOGO

WIGHTLINK
PART OF ISLAND LIFE

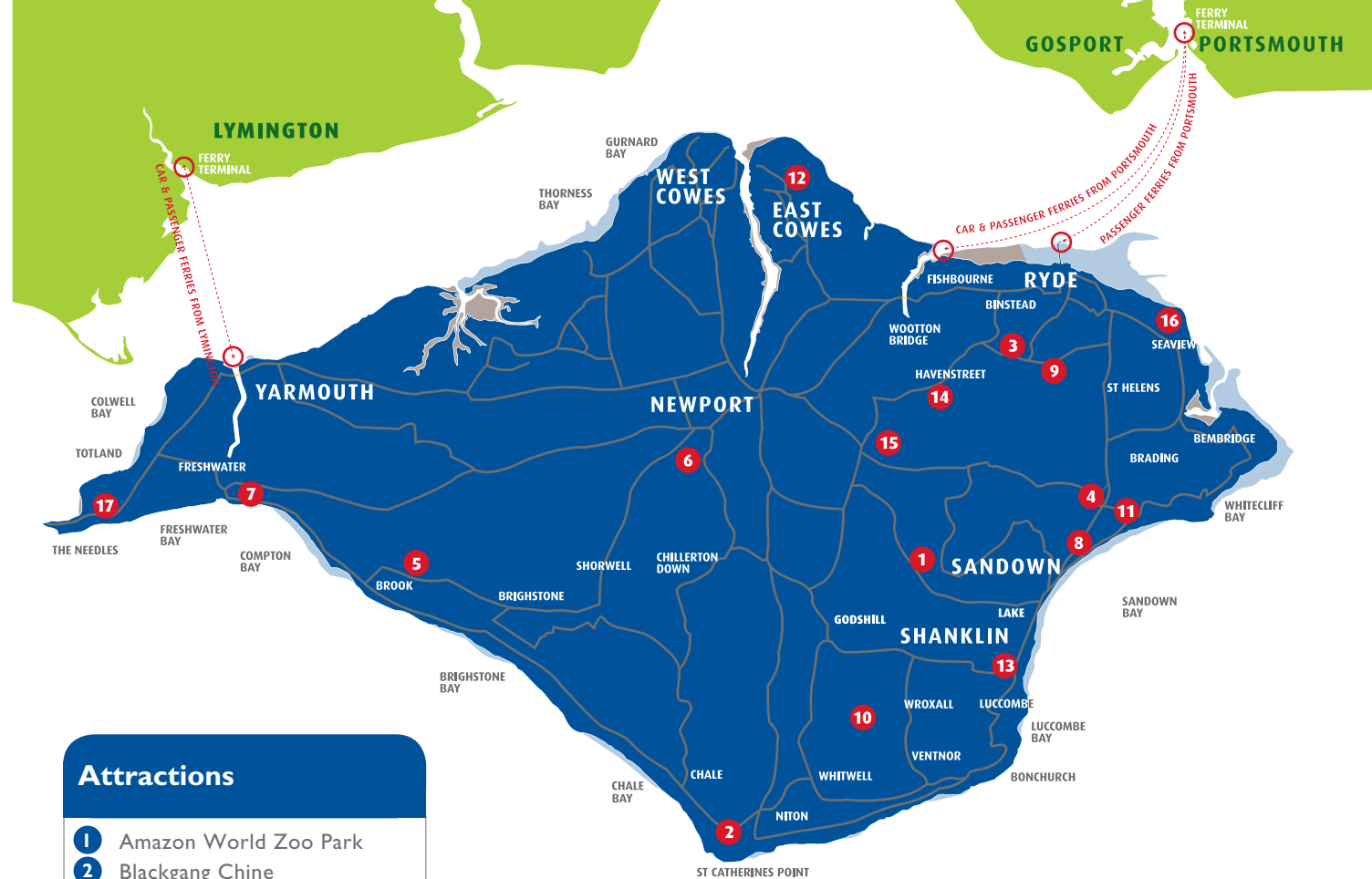
WELCOME TO WIGHT WORLD

The Isle of Wight is packed full of great tourist attractions giving you and your family the opportunity to experience a wonderful day out. With great packages at great prices, including ferry travel and entry to the biggest and best attractions, we're sure you'll want to experience Wight World again and again!

Open this leaflet and discover Wight World, a world of attractions to satisfy the widest range of tastes. From exotic animals to dinosaurs, from the age of steam to the thrill of a high wire chairlift ride, from Victoriana to Norman or Roman history, from shire horses and shetland ponies to two wheeled beasts with an altogether different horsepower, it's all in Wight World! New for 2010 Mottistone Manor Garden and Shanklin Chine.

The experience starts with Wightlink. We've negotiated special prices with all the attractions in this leaflet and combined them with some great deals on our ferries so that you can get the best 'value for money' day out. Prices shown are for a car and up to 4 people and include day return ferry travel from Portsmouth or Lymington, plus entrance to one of the attractions.

We look forward to transporting you to another world – **Wight World**. Experience it soon!



Attractions

- 1 Amazon World Zoo Park
- 2 Blackgang Chine
- 3 Brickfields Horse Country
- 4 Brading Roman Villa
- 5 Mottistone Manor Garden
- 6 Carisbrooke Castle
- 7 Dimbola Photographic Museum
- 8 Dinosaur Isle
- 9 Island Speedway
- 10 Owl and Falconry Centre
- 11 Isle of Wight Zoo
- 12 Osborne House
- 13 Shanklin Chine
- 14 Isle of Wight Steam Railway
- 15 Robin Hill
- 16 Seaview Wildlife Encounter
- 17 The Needles Park

For more information contact us on:
0871 376 1000* | wightlink.co.uk

Promotional and standard terms & conditions apply. Fares are subject to availability and limited allocations per sailing. Valid for cars, motorised caravans and pick-up trucks / crew cabs up to 6m long and if over 2.24m in height must be declared at the time of booking. Not valid for light vans or minibuses. Travel is applicable after 0925 Monday to Friday, anytime Saturday or Sunday and must be completed by 2359 the same day. Time restrictions may apply on 2-5, 9-11 & 16-18 April, 28 & 29 May and on Fridays & Saturdays between 23 July – 28 August 2010. Excludes travel 10, 11 & 14 June, 9, 10, & 13 September. Passengers are advised to check with individual attractions prior to travel as opening times, whilst correct at time of going to print, may be subject to change and supplements may apply for special events. Triplelink tickets are available on all Stagecoach services serving Portsmouth. All information correct at time of going to print (March 2010). We reserve the right to alter any of the information contained in this leaflet without notice. E&OE.



1 Amazon World Zoo Park

01983 867122
amazonworld.co.uk



Car + 4	£50.00
Extra Adult	£11.99
Extra Child	£10.50
Recmd. stay	Half-Full Day

The largest collection of exotic animals on the Island. Anteaters, penguins, otters, flamingos, toucans, monkeys and more. Falconry displays, animal talks and events. Adventure playground, shops and café, plus the Tomb of the Ancient Gods and The Lost Temple of the Inca Sun God. Suitable for all ages, easy walking, free parking facilities, suitable for pushchairs and wheelchairs. Full access for disabled visitors - wheelchairs and mobility scooters available. Situated off the main

Newport to Sandown road just past the Fighting Cocks public house.


New for 2010: Wild Madagascar - the Island's only lemur walkthrough. Secrets of Xenarthra!

OPENING TIMES AND SPECIAL EVENTS:

Open all year from 10am. Closed 25 Dec. Special events throughout the year - see website for details.

2 Blackgang Chine

01983 730052
blackgangchine.com



Car + 4	£56.00
Extra Adult	£11.50
Extra Child	£11.50
Recmd. stay	4+ Hours

Spectacular cliff top gardens, originally opened in 1843, now offer a wide range of the weird and wonderful, as well as exciting attractions for all the family. These include the Cliffhanger roller coaster, family boat slides, a full size cowboy town, a giant hedge maze and pirate adventure play!

New for 2010: BBC Coast, a brand new exhibition based on the popular TV series all about our coastline and Blackgang's Disappearing Village!

OPENING TIMES AND SPECIAL EVENTS:

29 Mar-24 Sep open daily 10am-5pm.
25 Sep-22 Oct open Tue, Wed, Thu,
Sat & Sun 10.30am-4.30pm. 23 Oct-31
Oct open daily 10am-4.30pm. 28 Jul-25
Aug every Wed Blackgang's Wild West
Fireworks Parties!

3 Brickfields Horse Country

01983 566801
brickfieldshorsecountry.co.uk

Car + 4	£47.00
Extra Adult	£11.00
Extra Child	£9.50
Recmd. stay	Half Day



Fun for all the family. Shire horses, miniature shetland ponies, donkeys, farm animals and pets. Working blacksmith's forge and a unique carriage collection. Enjoy a tractor ride to Porkers Paradise to watch the pig racing (high season only). BHS Riding School on site for lessons and hacks. Cafeteria & bar. Gift and saddlery shop.

OPENING TIMES AND SPECIAL EVENTS:

Brickfield's BHS approved Riding School open all year 10am-5pm. Closed 25 & 26 Dec. Visitors Centre open daily 10am-5pm until the end of Oct.

4 Brading Roman Villa

01983 406223
bradingromanvilla.org.uk

Car + 4	£48.50
Extra Adult	£11.50
Extra Child	£8.00
Recmd. stay	Half Day



Award-winning visitor centre housing the remains of a large 3rd century Roman Villa boasting beautiful mosaic floors comparable to any in Europe.

Roman garden, sculpture trail, café, shop and free parking. Wheelchairs available at reception.

OPENING TIMES AND SPECIAL EVENTS:

Open all year 9.30am-5pm. Closed for Christmas. Additional charges may apply on special event days - see website for details.

5 Mottistone Manor Garden

01983 741302
nationaltrust.org.uk/isleofwight

Car + 4	£44.40
Extra Adult	£8.60
Extra Child	£6.80
Recmd. stay	2 Hours



This magical and picturesque garden owned by the National Trust surrounds an Elizabethan manor house (not open) and is full of surprises

for you to discover as you stroll around. Colourful herbaceous borders, flowering fruit trees and a thriving organic kitchen garden plus shrub filled banks with hillside pathways. All ages enjoy the flowerpot trail and the Shack. Tea garden, shop and plant sales. Please phone for details regarding disabled access.

OPENING TIMES AND SPECIAL EVENTS:

Open 14 Mar-28 Oct Sun-Thu 11am-5pm (last admission 4.30pm).

6 Carisbrooke Castle

01983 522107
english-heritage.org.uk/carisbrookecastle

Car + 4	£44.88
Extra Adult	£8.50
Extra Child	£8.50
Recmd. stay	3+ Hours



Famous for its donkeys and as a royal prison to Charles I, the fascinating story of this castle is brought alive through a new visitor experience using hands-on interactives and an informative and dramatic

film. You can walk along the battlements, climb the keep and explore the medieval gatehouse. Relax in the new Princess Beatrice Garden, designed by TV presenter and award-winning garden designer Chris Beardshaw.

OPENING TIMES AND SPECIAL EVENTS:

1 Apr-30 Sep open daily 10am-5pm.
1 Oct-31 Mar open daily 10am-4pm.
Closed 24-26 Dec & 1 Jan. Tea room open Apr-Oct, call for details of winter arrangements.

7 Dimbola Photographic Museum

01983 756814
dimbola.co.uk

Car + 4	£42.00
Extra Adult	£8.00
Extra Child	£5.00
Recmd. stay	1-2 Hours



Dimbola Photographic Museum & Galleries is the former home of pioneering Victorian Photographer Julia Margaret Cameron, who photographed the cream of Victorian society including Tennyson, Darwin and Watts. The

Museum has a permanent display of Julia's work and has two galleries which exhibit work from photographers around the world. The Museum has a Tea Room, which is renowned for its home cooking, and a gift shop.

OPENING TIMES AND SPECIAL EVENTS:

Open 1 Mar-31 Oct Tue-Sun 10am-5pm.
1 Nov-28 Feb Tue-Sun 10am-4pm. Open Mondays for Bank Holidays and school summer holidays. Restricted opening in Jan.

8 Dinosaur Isle

01983 404344
dinosaurisle.com



Car + 4	£43.00
Extra Adult	£9.50
Extra Child	£8.00
Recmd. stay	1-2 Hours

In a spectacular pterosaur shaped building watching over Sandown's Blue Flag beach is a fantastic dinosaur museum. Walk back through time to the period of the dinosaurs where, on a recreated landscape enhanced by sights, smells and sounds, you will meet life-sized dinosaurs, including a robotic Dilophosaurus that children can control.

New for 2010: 20 Jul-31 Oct - Putting the dinosaur back together.

OPENING TIMES AND SPECIAL EVENTS:

Open all year: Apr-Sep 10am-6pm. Oct 10am-5pm. Nov-Mar 10am-4pm. Last admission 1 hour before close. Closed 24-26 Dec & 1 Jan.

9 Island Speedway

01983 811180
islandspeedway.co.uk

Car + 4	£55.00
Extra Adult	£10.00
Extra Child	£10.00
Recmd. stay	2 Hours



National League Speedway action - home of the Wightlink Islanders. Great entertainment for all the family. Suitable for all ages. Bars, fast food, covered grandstand,

free parking. No disabled access to clubhouse.

OPENING TIMES AND SPECIAL EVENTS:

Every Tue evening Apr-Sep (plus every Thu evening in Aug). Doors open 6.30pm. Racing starts 7.30pm. 15 races - many thrills & spills. 500cc machines - no brakes. Last race usually over by 9.30pm.

10 Owl and Falconry Centre

01983 840188
appuldurcombe.co.uk

Car + 4	£45.00
Extra Adult	£7.25
Extra Child	£7.25
Recmd. stay	3-4 Hours



Set in the old servants' quarters of Appuldurcombe House, the Owl and Falconry Centre has dramatic flying displays, including some in the Old Brewhouse. Your ticket includes entry to Appuldurcombe House and most of the special events during the year.

New for 2010: Little Owl's Play Adventure - a large soft play area for under tens, included in the price.

OPENING TIMES AND SPECIAL EVENTS:

Open daily 1 Apr-30 Sep 10am-4pm.
2 May - Appuldurcombe Antiques & Craft Fair: 24-25 Jul - Medieval Spectacular:
See website for more details.

11 Isle of Wight Zoo

01983 403883
isleofwightzoo.com

Car + 4	£51.50
Extra Adult	£11.00
Extra Child	£11.00
Recmd. stay	Half-Full Day



The Isle of Wight Zoo is home to one of Britain's largest collection of tigers, many of whom are rescue animals. With a number of superb new enclosures based on natural habitats, the zoo is a fantastic place to see these wonderful animals relaxing. A number of other animals also live there, including lemurs, jaguars, monkeys and lions. Family-friendly with disabled access throughout.

New for 2010: Is the zoo@home handling zone giving younger visitors a chance to get hands-on with smaller animals.

OPENING TIMES AND SPECIAL EVENTS:

Mar & Oct open daily 10am-4pm. 1 Apr-30 Sep open daily 10am-6pm. Nov weekends 10am-4pm (weather permitting).

12 Osborne House

01983 200022
english-heritage.org.uk/osbornehouse



Car + 4	£53.20
Extra Adult	£10.50
Extra Child	£10.50
Recmd. stay	3+ Hours

Delight in the Victorian splendour at Queen Victoria's palace by the sea, where the rich opulence of the state rooms mixes with the intimacy of the family rooms. Marvel at the awe-inspiring Indian décor in the Durbar Room, stroll through the walled garden with hothouses containing exotic plants and relax as you take a horse and carriage ride around the extensive estate. The shop, restaurants and children's play area add to a great day out at this top Island attraction.

OPENING TIMES AND SPECIAL EVENTS:

1 Apr-30 Sep open daily 10am-6pm (House closes 5pm). Oct open daily 10am-4pm.
3 Nov-31 Mar Wed-Sun 10am-4pm (pre-booked guided tours only, last tour 2.30pm).
Closed 24-26 Dec & 1 Jan. May close early for special events in Jul & Aug.

13 Shanklin Chine

01983 866432
shanklinchine.co.uk

Car + 4	£39.60
Extra Adult	£8.40
Extra Child	£7.00
Recmd. stay	1-2 Hours



Visit this famous leafy gorge, the Island's earliest attraction. Enjoy the peace and tranquillity of this magical place, with its rare plants, woodland walk, wildlife (red squirrels) and enchanting waterfalls.

Much loved by poets, artists and writers when visiting Shanklin. After dusk, during the main summer months, subtle illuminations create a different world. Visit the Heritage Centre to see the 'Aviation and the Island' Exhibition and the PLUTO room, then enjoy a cream tea in the Conservatory. Please phone for details regarding disabled access.

OPENING TIMES AND SPECIAL EVENTS:

1 Apr-31 Oct open 10am-5pm. 28 May-12 Sep open 10am-10pm (illuminated after dusk).

14 Isle of Wight Steam Railway

01983 882204
iwsteamrailway.co.uk

Car + 4	£52.50
Extra Adult	£10.50
Extra Child	£10.50
Recmd. stay	Half Day



Take a trip back in time on this beautiful 10 mile train ride. Vintage locomotives pulling restored Victorian carriages run from Wootton to Smallbrook Junction. Licensed cafeteria, souvenir shop, museum, public access to carriage & wagon workshop, woodland walk, children's play area.

New for 2010: 30-31 May - 1960s event.


OPENING TIMES AND SPECIAL EVENTS:

Open daily mid Jun-mid Sep 10am-5pm. Selected days Mar-Nov 10am-5pm. 3-4 Jul - 1940s Experience. 23-27 Jul - Day Out With Thomas*. 27-30 Aug - 36th Island Steam Show*.

* Supplements apply.

15 Robin Hill Adventure Park & Gardens

01983 527352
robin-hill.com



Car + 4	£56.00
Extra Adult	£11.50
Extra Child	£11.50
Recmd. stay	4-6 Hours

With free unlimited return visits over a seven day period, Robin Hill definitely qualifies as Island's favourite countryside attraction. The park boasts a fantastic blend of rides and adventure play for fun loving families & children, including the new Cows Express and 400m toboggan ride. Adults will enjoy the relaxing woodland gardens, ponds, sculptures and a delightful afternoon cream tea. There are twice daily falconry displays which are renowned to be some of the best in the UK. Robin Hill is also one of the best places on the Island to spot a rare red squirrel. A great value, full day out.

OPENING TIMES AND SPECIAL EVENTS:

29 Mar-24 Sep open daily 10am-5pm (until 6pm VWhitsun & summer holidays). 25 Sep-22 Oct open Tue, Wed, Thu, Sat & Sun 10.30am-4.30pm. 23-31 Oct open daily 10am-4.30pm. Closed 6-18 Sep for Bestival.

16 Seaview Wildlife Encounter - Flamingo Park

01983 612261 | seaviewwildlife.com

Car + 4	£54.00
Extra Adult	£11.50
Extra Child	£10.50
Recmd. stay	Half-Full Day



Spend a fun-packed day out with the animals at this magical multi-award winning wildlife park, set in natural parkland with lakes, waterfalls and dramatic views across the Solent.

Help feed the penguins, wallabies and hundreds of tame ducks at the lake, make new furry friends in pets corner; meet the meerkats, handle the bugs & reptiles and observe the playful otters. With over 100 flamingos, pelicans and a Tropical House with free-flying exotic birds, the Park is a photographers paradise. Licensed café & gift shop with picnic areas.

OPENING TIMES AND SPECIAL EVENTS:

Open 27 Mar-30 Sep 10am-5pm (last admission 4pm). Oct 10am-4pm (last admission 3pm).

17 The Needles Park

0871 720 0022
theneedles.co.uk



Car + 4	£52.00
Recmd. stay	Half Day

A unique attraction with a Chairlift ride to Alum Bay to view The Needles and the world famous sand cliffs. Watch craftsmen at work in the glass studio and sweet manufactory. Ticket includes parking and voucher to be exchanged for 2 Supersaver ticket books (24 tickets, £24 value). Height and age restrictions apply on some rides.

OPENING TIMES AND SPECIAL EVENTS:

Open Easter-31 Oct from 10am. Late opening every Thu 29 Jul-26 Aug for Magic in the Skies firework nights, starts at 6.30pm (weather permitting).

Easy to use

To make it easy for you to choose your favourite day out, we have colour coded different types of attractions.

- Animal Parks
- Parks
- Historical Attractions
- Indoor Attractions
- Other Attractions